









Solution - A Mailbox Full of Letters


By Eshan Mitra

Each card is a punny clue for a well-known charitable organization that you might donate to during the holiday season. Use the "Suggested Gift" as a pair of indices to extract two letters from each card.

The symbols at the bottom of the page are stylized versions of the organizations' logos. Use these logos to order the extracted letters.

Organization	Gift	Extract	Logo
United Way	12	U, N	
MAP International	32	P, A	
Habitat for Humanity	38	B, F	
Nature Conservancy	41	U, N	
Direct Relief	52	C, I	
Red Cross	63	O, D	
Goodwill	72	L, O	
Doctors Without Borders	94	I, T	

P U B L I C F O U N D A T I O N



The answer is PUBLIC FOUNDATION.

Author Notes

I usually do my annual charitable giving in December, and hope that this puzzle was inspiration for some solvers to do the same.

Some other causes that I support but didn't work for the puzzle: American Heart Association, Conservation Fund, Sierra Club Foundation, Wikipedia, Planned Parenthood, ACLU foundation. I also support a number of causes local to my area in Pittsburgh.